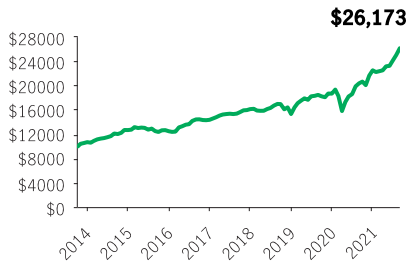


Manulife Dividend Income GIF Select

GIF SELECT

InvestmentPlus · Performance as at August 31, 2021 · Holdings as at July 31, 2021

GROWTH OF \$10,000 ±



INVESTMENT OBJECTIVE

This Canadian Equity Fund seeks to provide a combination of income and long-term capital appreciation. The Fund will invest in a diversified portfolio, of which the equity portion will be comprised of mainly Canadian dividend paying common and preferred equity securities. The Fund may also invest in real estate investment trusts (“REITs”) and royalty trusts. A portion of the Fund’s assets may also be held in foreign securities.

CALENDAR RETURNS %

2012	2013	2014	2015	2016	2017	2018	2019	2020
—	—	18.57	-1.54	15.07	12.24	-5.02	21.94	20.55

COMPOUND RETURNS %

1 mth	3 mths	6 mths	YTD	1 yr	3 yrs	5 yrs	10 yrs	Incept.
4.49	12.47	16.96	16.13	28.36	15.47	12.62	—	12.95

OVERVIEW

Inception Date: October 7, 2013

Asset Class:

Canadian Dividend and Income Equity

Net Assets: \$1.2 billion

Risk: Medium



Fund Status: Open *

Management Fee: 2.22%

Management Expense Ratio¹: 2.78%

AWARDS



UNDERLYING FUND INFORMATION

Name: Manulife Dividend Income Fund

Underlying Fund Manager:

Manulife Investment Management Limited

Portfolio Managers: Conrad Dabiet, Alan

Wicks, Chris Hensen, Jonathan Popper

FUND CODES

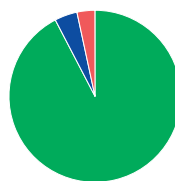
Front-end: MGF9921

Back-end: MGF1121

Low-load: MGF3221

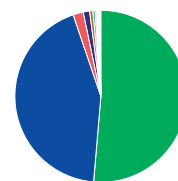
No-load with CB: MGF5521

ASSET ALLOCATION %



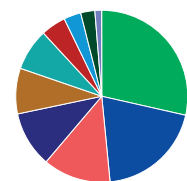
- 92.56 Equities
- 4.28 Fixed income
- 3.37 Cash and equivalents

GEOGRAPHIC ALLOCATION %



- 51.36 Canada
- 43.43 United States
- 1.92 United Kingdom
- 1.19 Bermuda
- 0.64 Jersey Channel Islands
- 0.40 Netherlands
- 0.26 Italy
- 0.22 Cayman Islands
- 0.19 Israel
- 0.11 Great Britain
- 0.29 Other

SECTOR ALLOCATION %



- 28.55 Industrials
- 19.91 Information tech.
- 12.75 Financials
- 10.51 Health care
- 8.56 Real Estate
- 7.86 Materials
- 4.69 Utilities
- 3.24 Communication serv.
- 2.65 Consumer staples
- 1.29 Cons. discretionary

TOP 10 HOLDINGS %

Constellation Software Inc.	4.08
Waste Connections Inc.	4.05
S&P Global Inc.	4.01
Thermo Fisher Scientific Inc.	4.01
Roper Technologies Inc.	4.00
Cintas Corp.	3.98
Brookfield Asset Management Inc. Voting Shs Cl A	3.98
Thomson Reuters Corp. Com New	3.98
Sherwin-Williams Co.	3.16
Cadence Design Systems Inc.	3.03

Source for all data: Transmission Media, as at August 31, 2021. ±For illustration purposes only. * Open ¹ MERs presented are as of December 31, 2020 and include HST.

Any amount that is allocated to a segregated fund is invested at the risk of the contractholder and may increase or decrease in value. Returns shown are after the MER has been deducted. Performance histories are not indicative of future performance. The Growth of \$10,000 chart shown is used only to illustrate the effects of the compound growth rate and is not intended to reflect future values of the segregated fund. For information on guarantees, fees and expenses that may apply to segregated funds, please read the Information Folder, Contract and Fund Facts of the segregated funds. The FundGrade A+® rating is used with permission from Fundata Canada Inc., all rights reserved. Fundata is a leading provider of market and investment funds data to the Canadian financial services industry and business media. The Fund-Grade A+® rating identifies funds that have consistently demonstrated the best risk-adjusted returns throughout an entire calendar year. For more information on the rating system, please visit www.Fundata.com/ProductsServices/FundGrade.aspx. The Manufacturers Life Insurance Company (Manulife) is the issuer of Manulife segregated fund contracts and the guarantor of any guarantee provisions therein. Manulife Investment Management is a trade name of Manulife. Manulife, Stylized M Design, and Manulife Investment Management & Design are trademarks of The Manufacturers Life Insurance Company and are used by it, and its affiliates under license.